



Noise Monitoring Result

Day Time (0700 - 1900hrs on normal weekdays)

Location: M1a - Harbour Road Sports Centre

Date	Time	Weather	Measurement Noise Level			Baseline Level	Construction Noise Level	Limit Level
			Leq	L10	L90	Leq	Leq	Leq
Unit: dB(A), (30-min)								
07/10/11	9:07	Cloudy	74.4	77.3	70.0	69.2	73	75
11/10/11	15:21	Cloudy	73.9	76.0	70.8	69.2	72	75
18/10/11	9:53	Fine	72.5	75.0	68.6	69.2	70	75
25/10/11	9:45	Fine	74.3	76.7	70.5	69.2	73	75

Location: M2b - Noon-day gun area

Date	Time	Weather	Measurement Noise Level			Baseline Level	Construction Noise Level	Limit Level
			Leq	L10	L90	Leq	Leq	Leq
Unit: dB(A), (30-min)								
07/10/11	9:54	Cloudy	69.0	70.5	67.0	-	69	75
11/10/11	16:15	Cloudy	68.4	70.0	66.2	-	68	75
18/10/11	10:42	Fine	67.8	69.4	66.0	-	68	75
25/10/11	10:28	Fine	70.1	71.8	67.7	-	70	75

Location: M3a - Tung Lo Wan Fire Station

Date	Time	Weather	Measurement Noise Level			Baseline Level	Construction Noise Level	Limit Level
			Leq	L10	L90	Leq	Leq	Leq
Unit: dB(A), (30-min)								
07/10/11	10:47	Sunny	69.2	71.0	66.7	-	69	75
13/10/11	10:29	Cloudy	69.5	70.3	65.2	-	70	75
18/10/11	11:25	Fine	67.8	69.5	65.4	-	68	75
25/10/11	11:15	Fine	68.2	69.9	65.6	-	68	75

Location: M4b - Victoria Centre

Date	Time	Weather	Measurement Noise Level			Baseline Noise Level	Construction Noise Level	Limit Level
			Leq	L10	L90	Leq	Leq	Leq
Unit: dB(A), (30min)								
07/10/11	11:30	Sunny	72.3	75.9	66.7	-	72	75
13/10/11	11:18	Cloudy	70.9	72.1	68.8	-	71	75
18/10/11	13:05	Fine	73.3	75.1	70.6	-	73	75
25/10/11	13:00	Fine	70.4	71.7	68.2	-	70	75

Location: M5b - City Garden

Date	Time	Weather	Measurement Noise Level			Baseline Level	Construction Noise Level	Limit Level
			Leq	L10	L90	Leq	Leq	Leq
Unit: dB(A), (30min)								
07/10/11	13:42	Fine	69.4	70.4	68.1	-	69	75
13/10/11	17:03	Cloudy	70.0	72.5	67.8	-	70	75
18/10/11	14:42	Fine	71.6	73.3	69.5	-	72	75
25/10/11	15:11	Cloudy	71.2	73.9	69.3	-	71	75



Noise Monitoring Result

Restricted Time (1900 - 2300 hrs on normal weekdays and 0700-2300 on holiday)

Location: M4b - Victoria Centre

Date	Time	Weather	Measurement Noise Level			Average Noise Level	Baseline Noise Level	Construction Noise Level	Limit Level
			Leq	L10	L90	Leq	Leq	Leq	Leq
Unit: dB(A), (5-min)									
07/10/11	20:34	Fine	67.8	69.3	63.7	67.9	-	68	70
	20:40		68.2	69.9	65.9				
	20:45		67.8	69.4	65.8				
11/10/11	21:37	Cloudy	66.8	68.3	64.8	67.0	-	67	70
	21:42		67.0	68.6	63.9				
	21:48		67.1	68.7	64.5				
18/10/11	20:40	Fine	68.0	70.0	65.5	68.3	-	68	70
	20:45		68.1	70.2	65.2				
	20:51		68.7	70.9	65.7				
25/10/11	21:05	Cloudy	67.5	68.7	65.4	67.5	-	68	70
	21:11		67.7	69.5	65.6				
	21:17		67.3	68.6	65.5				

Location: M5b - City Garden

Date	Time	Weather	Measurement Noise Level			Average Noise Level	Baseline Level	Construction Noise Level	Limit Level
			Leq	L10	L90	Leq	Leq	Leq	Leq
Unit: dB(A), (5-min)									
07/10/11	20:45	Fine	70.0	71.2	68.4	69.6	-	70	70
	20:50		69.5	70.4	68.4				
	20:55		69.2	70.2	68.2				
11/10/11	20:58	Cloudy	69.5	70.2	68.9	69.6	-	70	70
	21:03		69.7	70.3	68.7				
	21:08		69.7	70.1	68.6				
18/10/11	20:15	Fine	69.6	70.4	68.8	69.5	-	70	70
	20:20		69.4	70.0	68.6				
	20:25		69.5	70.2	68.5				
25/10/11	19:58	Cloudy	69.0	69.6	68.1	68.9	-	69	70
	20:04		68.8	69.3	68.0				
	20:09		68.9	69.6	68.1				

Location: M1a - Harbour Road Sports Center

Date	Time	Weather	Measurement Noise Level			Average Noise Level	Baseline Level	Construction Noise Level	Limit Level
			Leq	L10	L90	Leq	Leq	Leq	Leq
Unit: dB(A), (5-min)									
07/10/11	21:07	Fine	70.6	73.0	66.6	71.3	61.1	71	70
	21:12		72.2	74.4	68.9				
	21:18		70.9	73.2	67.4				
11/10/11	22:08	Cloudy	68.1	70.7	63.0	68.7	61.1	68	70
	22:13		69.2	71.1	63.4				
	22:19		68.8	70.9	63.2				
18/10/11	21:10	Fine	69.3	72.1	64.2	69.6	61.1	69	70
	21:15		69.8	72.9	64.8				
	21:21		69.7	72.8	61.8				
25/10/11	21:49	Cloudy	71.0	73.8	64.3	71.0	61.1	71	70
	21:55		71.3	74.7	65.5				
	22:01		70.7	73.1	64.6				

Location: M2b -Noon-day gun area

Date	Time	Weather	Measurement Noise Level			Average Noise Level	Baseline Level	Construction Noise Level	Limit Level
			Leq	L10	L90	Leq	Leq	Leq	Leq
Unit: dB(A), (5-min)									
07/10/11	20:00	Fine	69.1	70.5	67.4	68.8	-	69	70
	20:05		68.9	70.2	67.2				
	20:10		68.5	69.9	66.8				
11/10/11	20:12	Cloudy	69.0	70.9	66.1	68.7	-	69	70
	20:17		68.7	70.7	66.2				
	20:22		68.5	70.5	66.0				
18/10/11	19:19	Fine	67.1	69.1	64.8	66.8	-	67	70
	19:24		67.0	68.9	65.0				
	19:29		66.2	68.0	64.1				
25/10/11	19:04	Cloudy	66.1	67.7	64.2	66.2	-	66	70
	19:10		66.7	68.0	65.1				
	19:16		65.7	66.9	64.1				



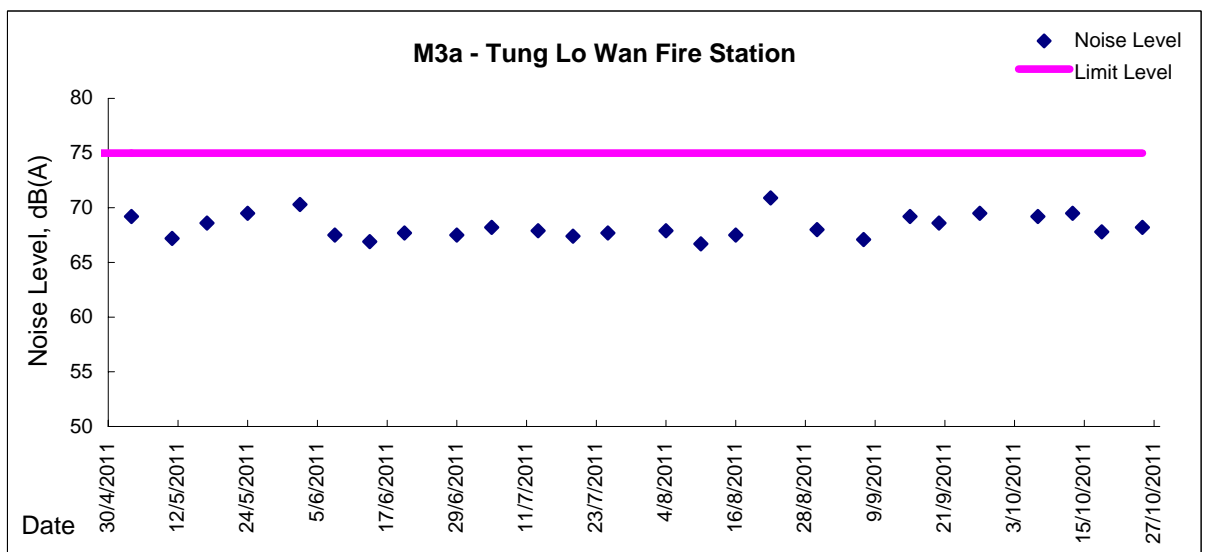
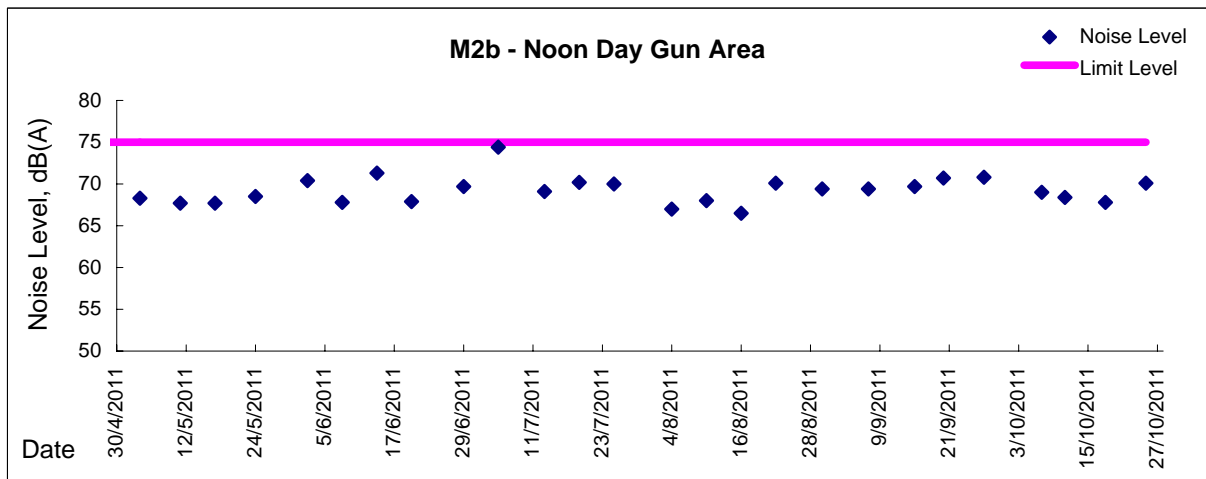
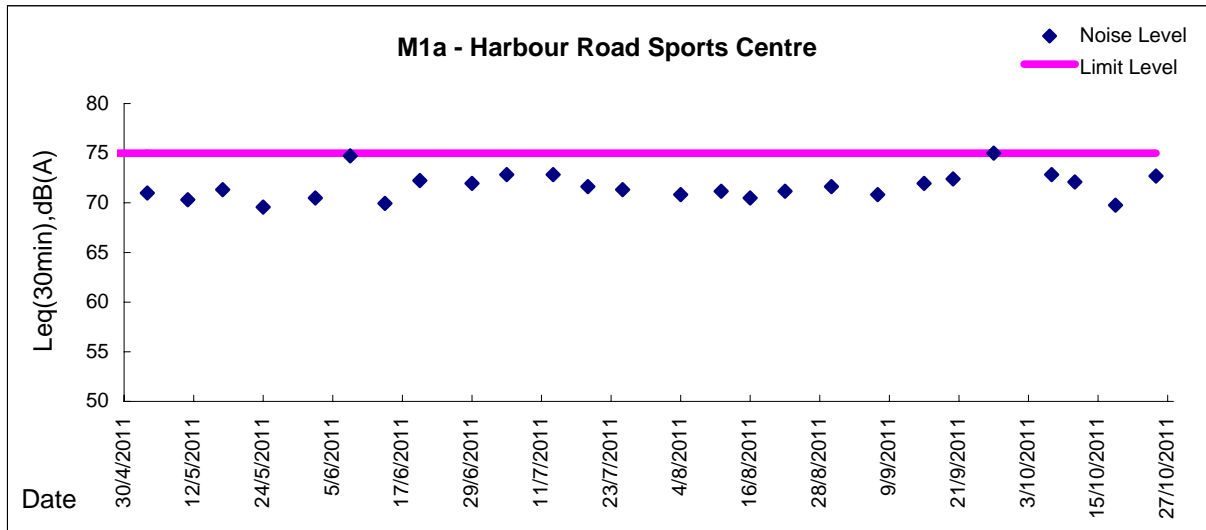
Noise Monitoring Result

Restricted Time (1900 - 2300 hrs on normal weekdays and 0700-2300 on holiday)

Location: M3a - Tung Lo Wan Fire Station

Date	Time	Weather	Measurement Noise Level			Average Noise Level	Baseline Level	Construction Noise Level	Limit Level
			Leq	L10	L90	Leq	Leq	Leq	Leq
Unit: dB(A), (5-min)									
07/10/11	20:08	Fine	66.8	68.8	64.1	67.0	-	67	70
	20:13		67.1	69.2	64.0				
	20:19		67.2	68.8	65.0				
11/10/11	21:13	Cloudy	64.5	66.4	61.7	64.6	-	65	70
	21:18		64.8	66.7	60.9				
	21:24		64.4	66.3	61.9				
18/10/11	20:13	Fine	65.8	67.4	63.7	65.5	-	65	70
	20:18		65.5	66.2	63.0				
	20:24		65.1	67.1	62.7				
25/10/11	20:33	Cloudy	66.1	67.9	63.6	65.7	-	66	70
	20:39		65.4	67.4	62.9				
	20:45		65.6	67.6	63.3				

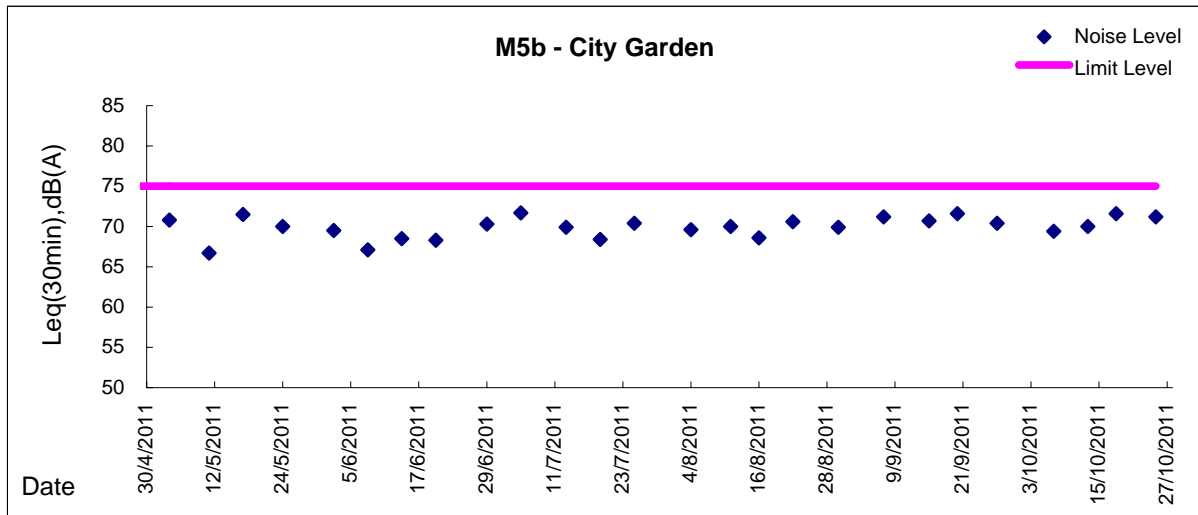
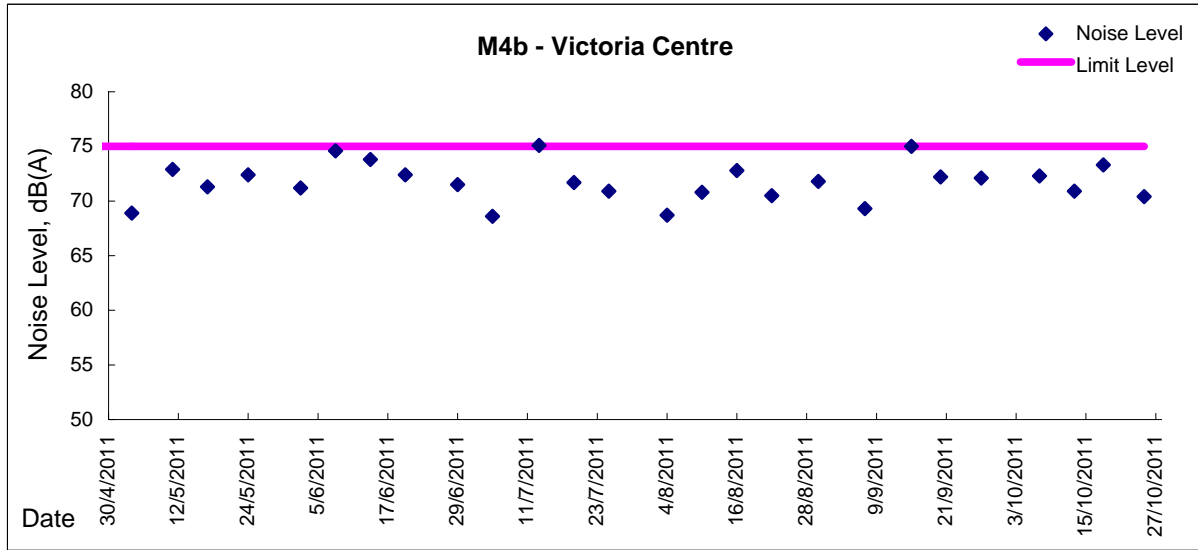
Graphic Presentation of Noise Monitoring Result
Day Time (0700 - 1900hrs on normal weekdays)





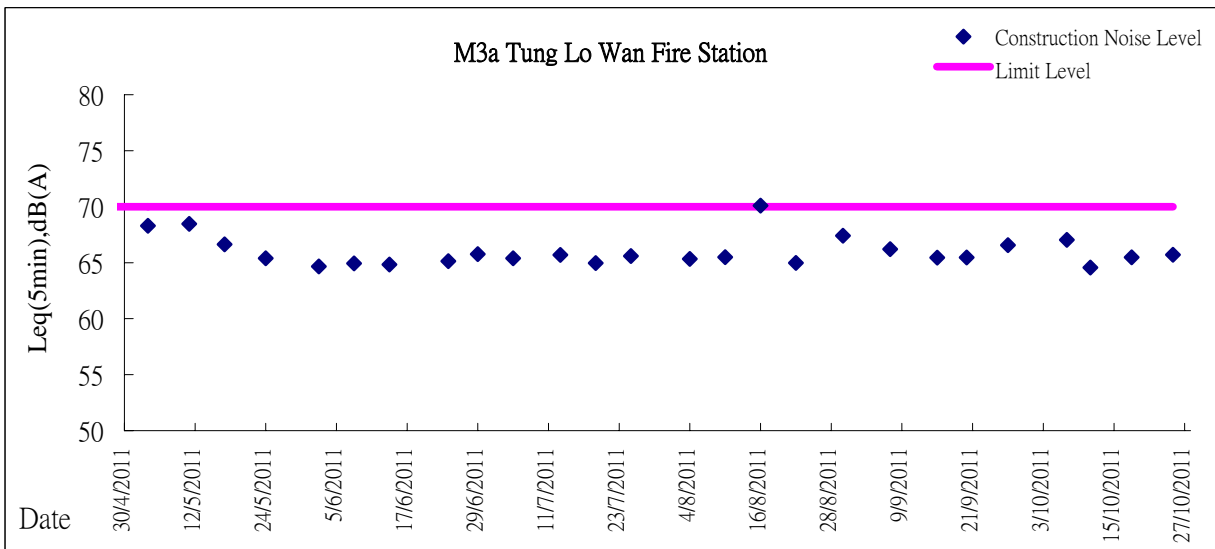
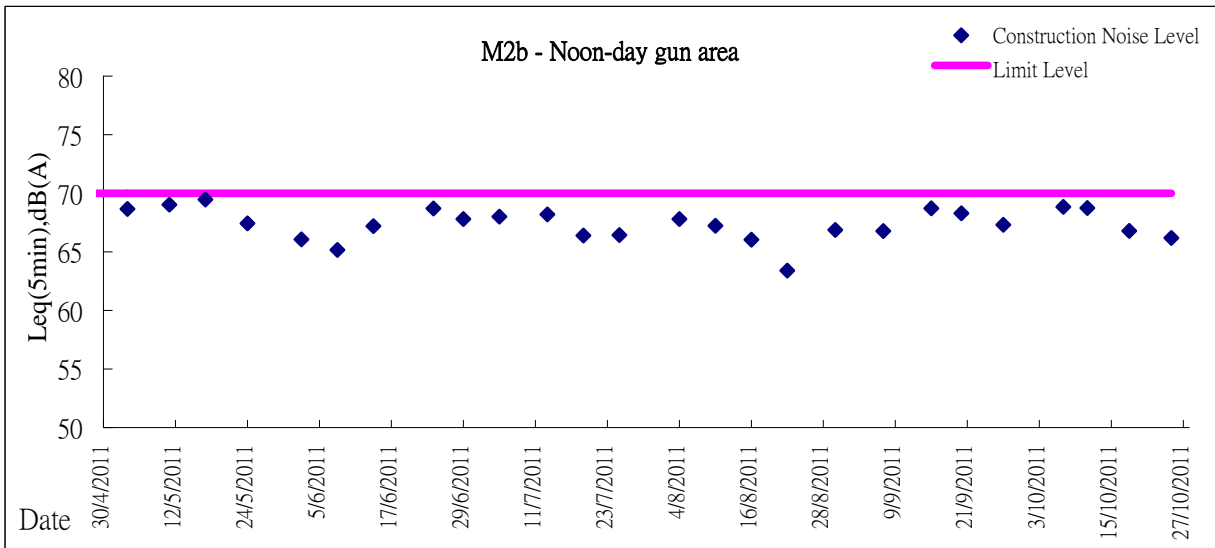
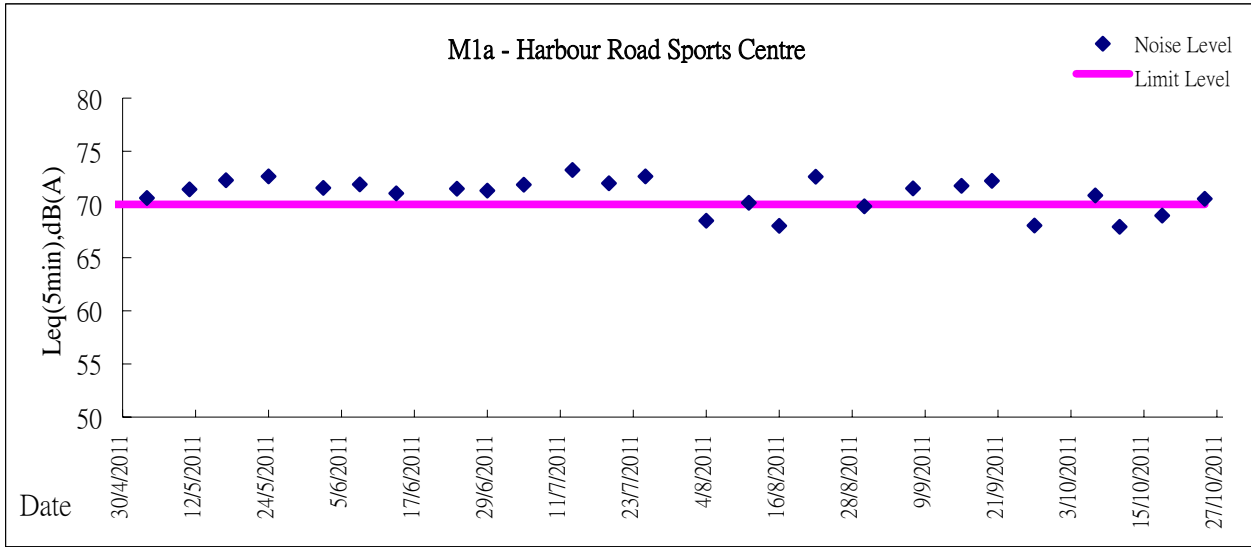
Graphic Presentation of Noise Monitoring Result

Day Time (0700 - 1900hrs on normal weekdays)



Graphic Presentation of Noise Monitoring Result

Restricted Time (1900 - 2300 hrs on normal weekdays and 0700-2300 on holiday)





Graphic Presentation of Noise Monitoring Result

Restricted Time (1900 - 2300 hrs on normal weekdays and 0700-2300 on holiday)

